

**ENHANCED MOBILITY MANAGEMENT SCHEME
FOR MOBILE PRODUCER HANDOFF IN NAMED
DATA NETWORKING**

BY

MUHAMMED ZAHARADEEN AHMED

A thesis submitted in fulfilment of the requirement for the
degree of Doctor of Philosophy (Engineering)

Kulliyyah of Engineering
International Islamic University Malaysia

DECEMBER 2021

ABSTRACT

The problem of managing network mobility has been an open issue in network mobility management. This is because of the huge volume of multimedia contents across IP networks. The current IP architecture seems inadequate to continuously manage the ever-increasing number of mobile and network devices, that consumes and generate multimedia contents. This initiated and stimulated the concept of CCN/NDN to solve challenges faced in IP networks. Named Data Networking is a new content centric network architecture that can possibly tackle most issues of IP mobility and security. NDN approach is commonly identified under Information Concentric Network or Content Concentric Network and is centered on addressing contents by themselves using names, rather than assigning IP addresses to packets on hosts where information is located on the global internet. This thesis proposed a mobility management scheme with improved network availability and scalability for the mobile producer during and after inter-technology handoff. This is achieved by using rendezvous-based mobility management approach.

For network availability, anchorless (locator-free) approach is used for producer's connectivity during handoff for intra and inter access point change over. This ensures mobile producers' registration and location update as it successfully achieves mobile handoff within an outside the network core. Forwarding paths and labels are also enhanced with minimal signaling cost and using best route approach to ensure easy transmission and reception of Interest and Data contents between mobile producers and rendezvous servers.

For network scalability, simulation is used. The number of rendezvous server is increased for each simulation scenarios of pull, push, upload and shear to ensure traffic redistribution and by synchronizing the proposed scheme with scenario aware protocol. Each of the rendezvous server has an amount of data streams it can respond to in a network session when a mobile producer or consumer transmits its interest request. In the first scenario, four rendezvous nodes were deployed to implement the proposed number of data content streams in the NDN network. These data streams range between 100 to 1500 in each rendezvous node and is accessed multiple times to by producers and consumer for specified time interval. For the second scenario the number of rendezvous servers were increased to seven where number of data streams were maintained to 1500 in each rendezvous with maximum of 300 connection request per consumers and producers. For the third scenario, the number of consumers 10 and mobile producers are 15 to access 1500 maximum number of data streams in each rendezvous. In the final simulation link loss rate is at maximum of 10% and all other parameters were maintained constant based on first, second with 15% and third scenario with 23%. This can enable mobile producers to be able to retransmit their interest request in situation of total packet losses for at least three times. Based on the implementation, Algorithms are designed for network availability during and after successful mobile producer handoff, and for unique prefix name assignment. These are supported by an effective flowchart for clear description.

For the results, ndnSIM2.1 is used in coding the scenarios based on random way point movement model and the analysis is simulated in Linux environment. Wireshark is interfaced to observe some basic parameters such as average throughput, round trip time,

sequence number and window scaling all against time in seconds. In addition, analytical computation in python is achieved for cell residence time, handoff delay for number of data stream per rendezvous, packet loss for consumer, mobile producer and rendezvous server, signaling cost for consumer and mobile producers, and packet delivery cost and link loss.



ملخص البحث

كانت مشكلة إدارة تنقل الشبكة قضية مفتوحة في إدارة تنقل الشبكة. ويرجع ذلك إلى الحجم الهائل لمحتويات الوسائط المتعددة عبر شبكات IP. يبدو أن بنية IP الحالية غير كافية لإدارة العدد المتزايد باستمرار من الأجهزة المحمولة والشبكات، التي تستهلك محتويات الوسائط المتعددة وتولدها. وقد أدى هذا إلى بدء وتحفيز مفهوم CCN / NDN لحل التحديات التي تواجه شبكات IP. شبكة البيانات المسماة هي بنية شبكة جديدة تتمحور حول المحتوى يمكنها معالجة معظم مشكلات تنقل وأمان بروتوكول الإنترنت IP يتم تحديد نهج NDN بشكل شائع ضمن شبكة المعلومات المركزة أو الشبكة المركزة على المحتوى ويتمحور حول معالجة المحتويات بأنفسهم باستخدام الأسماء، بدلاً من تعيين عناوين IP للحزم على المضيفين حيث توجد المعلومات على الإنترنت العالمي. اقترحت هذه الرسالة مخططاً لإدارة التنقل مع توفر شبكة محسنة وقابلة للتوسع لمنتج الهاتف المحمول أثناء وبعد التسليم بين التكنولوجيا. يتم تحقيق ذلك باستخدام نهج إدارة التنقل القائم على الالتقاء.

لتوافر الشبكة، يتم استخدام نهج عدم الارتكاز (الخالي من محدد المواقع) لاتصال المنتج أثناء التسليم لتغيير نقطة الوصول الداخلية ونقطة الوصول البينية. يضمن ذلك تسجيل المنتجين المتنقلين وتحديث الموقع لأنه يحقق بنجاح تسليم الأجهزة المحمولة داخل مركز خارجي للشبكة. يتم أيضاً تحسين مسارات إعادة التوجيه والتسميات بأقل تكلفة للإشارة وباستخدام أفضل نهج للمسار لضمان سهولة الإرسال والاستقبال لمحتويات الاهتمام والبيانات بين المنتجين المتنقلين وخوادم الالتقاء.

لتوسيع الشبكة، يتم استخدام المحاكاة. ويتم زيادة عدد خادم الالتقاء لكل سيناريوهات محاكاة للسحب والدفع والتحميل والقص لضمان إعادة توزيع حركة المرور ومن خلال مزامنة المخطط المقترح مع البروتوكول المدرك للسيناريو. يحتوي كل خادم ملتقى على قدر من تدفقات البيانات يمكنه الاستجابة لها في جلسة الشبكة عندما يرسل منتج أو مستهلك متنقل طلب الاهتمام الخاص به. في السيناريو الأول، تم نشر أربع عقد الالتقاء لتنفيذ العدد المقترح لتدفقات محتوى البيانات في شبكة NDN. تتراوح تدفقات البيانات هذه بين 100 إلى 1500 في كل عقدة الالتقاء ويتم الوصول إليها عدة مرات من قبل المنتجين والمستهلكين لفواصل زمني محدد. بالنسبة للسيناريو الثاني، تمت زيادة عدد خوادم الالتقاء إلى سبعة حيث تم الحفاظ على عدد تدفقات البيانات إلى 1500 في كل لقاء بحد أقصى 300 طلب اتصال لكل المستهلكين والمنتجين. بالنسبة للسيناريو الثالث، فإن عدد المستهلكين 10 والمنتجين المتنقلين 15 للوصول إلى الحد الأقصى لعدد تدفقات البيانات في كل لقاء. في المحاكاة النهائية، يبلغ معدل خسارة الوصلة 10٪ كحد أقصى، وتم الحفاظ على ثبات جميع العلامات الأخرى بناءً على السيناريو الأول والثاني 15٪. والثالث 23٪. وهذا يمكن أن يمحّن المنتجين المتنقلين من إعادة إرسال طلب مصلحتهم في حالة إجمالي خسائر الحزمة لثلاث مرات على الأقل. بناءً على التنفيذ، تم تصميم الخوارزميات لتوفر الشبكة أثناء وبعد التسليم الناجح لمنتج الهاتف المحمول، ولتخصيص اسم بادئة فريد. يدعمها مخطط انسيابي فعال لوصف واضح.

بالنسبة للنتائج، يتم استخدام ndnSIM2.1 في ترميز السيناريوهات بناءً على نموذج حركة نقطة الطريق العشوائية ويتم محاكاة التحليل باستخدام البايثون في بيئة لينكس Linux تم ربط Wireshark بمراقبة بعض المعلومات الأساسية مثل متوسط الإنتاجية ووقت الذهاب والإياب ورقم التسلسل وقياس النافذة، كل ذلك مقابل الوقت بالثواني. بالإضافة إلى ذلك، يتم إجراء الحساب التحليلي في لوقت بقاء الخلية، وتأخير التسليم لعدد تدفق البيانات في كل موعد، وفقدان الحزمة للمستهلك والمنتج المحمول وخادم الموعد، وتكلفة الإشارة للمستهلكين والمنتجين المتنقلين، وتكلفة تسليم الحزم وفقدان الارتباط.

APPROVAL PAGE

The thesis of Muhammed Zaharadeen Ahmed has been approved by the following

.....
Aisha Hassan Abdalla Hashim
Supervisor

.....
Othman Omran Khalifah
Co-Supervisor

.....
Huda Adibah Mohd Ramli
Co-Supervisor

.....
Mohamed Hadi Habaebi
Internal Examiner

.....
Md Zaini Jamaludin
External Examiner

.....
Azween Bin Abdullah
External Examiner

.....
Mohammad Naqib Eishan Jan
Chairman

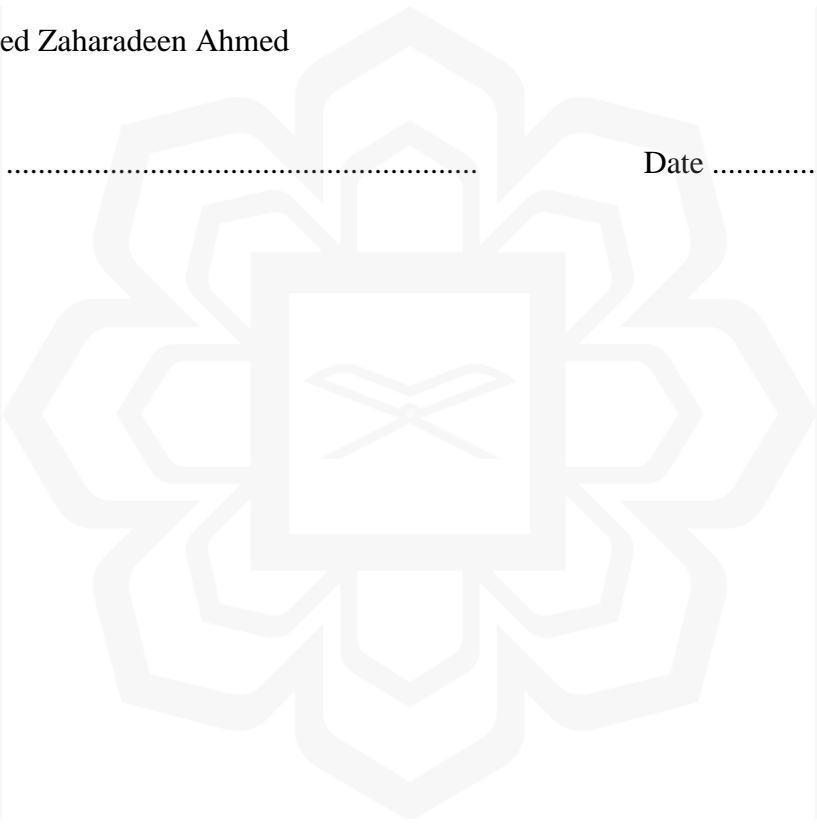
DECLARATION

I hereby declare that this thesis the result of my own investigations, except where otherwise stated. I also declare that it has not been previously or concurrently submitted as a whole for any other degrees at IIUM or other institutions.

Muhammed Zaharadeen Ahmed

Signature

Date



INTERNATIONAL ISLAMIC UNIVERSITY MALAYSIA

**DECLARATION OF COPYRIGHT AND AFFIRMATION OF FAIR
USE OF UNPUBLISHED RESEARCH**

**ENHANCED MOBILITY MANAGEMENT SCHEME FOR MOBILE
PRODUCER HANDOFF IN NAMED DATA NETWORKING**

I declare that the copyright holders of this thesis are jointly owned by the student and
IIUM.


Copyright © 2021 (Muhammed Zaharadeen Ahmed) and International Islamic University Malaysia. All
rights reserved

No part of this unpublished research may be reproduced, stored in a retrieval system, or
transmitted, in any form or by any means, electronic, mechanical, photocopying, recording
or otherwise without prior written permission of the copyright holder except as provided
below

1. Any material contained in or derived from this unpublished research may be used
by others in their writing with due acknowledgement.
2. IIUM or its library will have the right to make and transmit copies (print or
electronic) for institutional and academic purposes.
3. The IIUM library will have the right to make, store in a retrieved system and
supply copies of this unpublished research if requested by other universities and
research libraries.

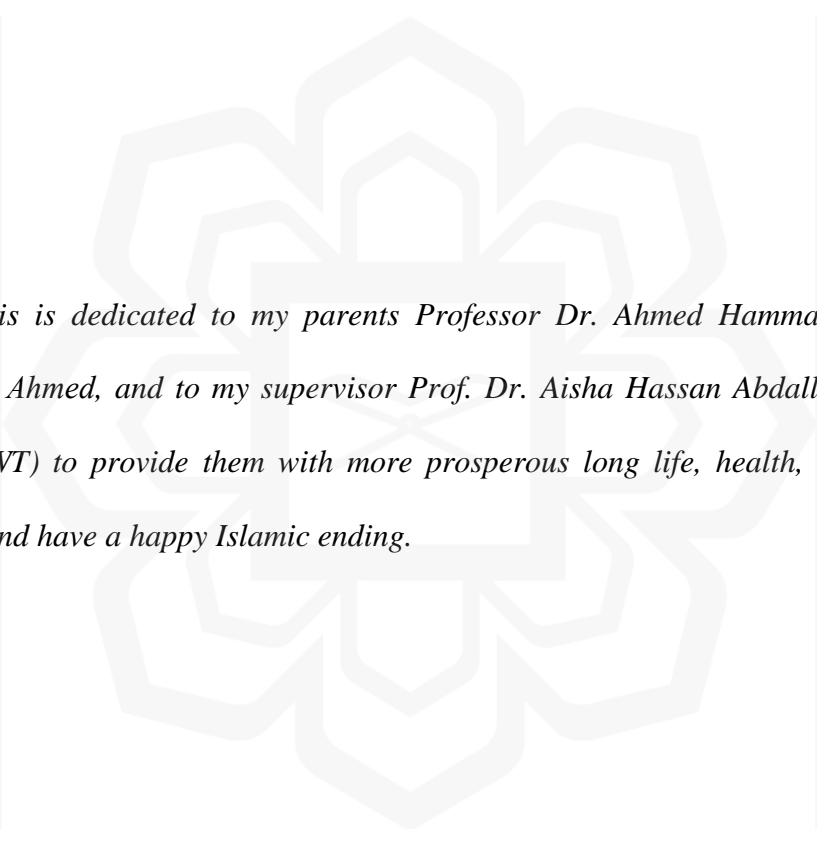
By signing this form, I acknowledged that I have read and understand the IIUM Intellectual
Property Right and Commercialization policy.

Affirmed by: Muhammed Zaharadeen Ahmed G1727843

..... 

Signature

Date: 29 December 2021



This thesis is dedicated to my parents Professor Dr. Ahmed Hammawa Song, Hajiya Hauwa'u Ahmed, and to my supervisor Prof. Dr. Aisha Hassan Abdalla Hashim. I pray Allah (SWT) to provide them with more prosperous long life, health, bless their family entirely and have a happy Islamic ending.

ACKNOWLEDGEMENT

The phrase “In the Name of Allah the Most Beneficent the Merciful has been widely recited at the beginning of every intended action and ended with blessing “Alhamdulillah”. Allah the most high deserves all thanks and admonitions for His great bounties accorded me in the course of pursuing this study. My endless thanks are to his first foremost.

I have expressed my profound thanks and appreciation to my supervisor Professor Dr. Aisha Hassan Abdallah Hashim who, in spite of her numerous engagements gave due attention to me, with useful advice, corrections and assistance. May Allah grant her and her entire family ample peace, stability, long life, largeness of heart and good health to supervise more and more researchers and students for the improvement of scholarship.

I also have to thank my co-supervisor Professor Dr. Othman Omran Khalifa and Dr. Huda Adibah Bt Mohd Ramli who also offered me scholarly advice and for guiding me in the right direction. Finally, I thank all my lecturers in EECE department and friends in IIUM at large.

To my parents, may Allah grant them ample peace, stability, long life, largeness of heart and good health for raising us in perfect Islamic teachings. I also want to appreciate my family members Bashiru, Dahiru, Shehu, Auwalu, Jummai, Rad. Abdulqadir, Engr. Abubakar, Mamma Black, Alhaji Abba, Rad. Dr. Mustapha, Arc. Sadiq, and Prof. Farid. I would also like to thank all my friends like Auwal, Maliki, Bamanga, BK, Dr. Bala, Kasim, and my students Najib, Abdulazeez, etc. I also thank Engr. Prof. Abdulqadir Hamidu Alkali Prof. Dani and CPE department, Unimaid for their assistance. I extend my appreciation and regard to Ragini. I also want to thank my students Najib and Abdulazeez.

TABLE OF CONTENT

Abstract	ii
Abstract in Arabic	iv
Approval Page	v
Declaration	vi
Copy Right	vii
Dedication	viii
Acknowledgement	ix
Table of Content	x
List of Tables	xiv
List of Figures	xv
List of Algorithms	xvii
List of Symbols	xviii
List of Abbreviations	xx
CHAPTER ONE: BACKGROUND	1
1.1 Introduction	1
1.1.1 Information Concentric Networking Mobility	3
1.1.2 Network Mobility (NEMO) in NDN	4
1.1.3 Application Scenario	5
1.2 Problem Statement And Its Significance	6
1.3 Research Question	7
1.4 Research Objectives	7
1.5 Research Scope	8
1.6 Research Philosophy	8
1.7 Thesis Organisation	8
CHAPTER TWO: LITERATURE REVIEW	10
2.1 Introduction	10
2.2 Mobility Management in Wireless Environment	11
2.2.1 The Purpose for Mobility Management	12
2.2.2 Location Management in a Mobile Network	13
2.2.3 Mobile Registration	14
2.2.4 Handoff	14
2.2.4.1 Procedures for successful handoff	15
2.2.4.2 Types of Handoff	15

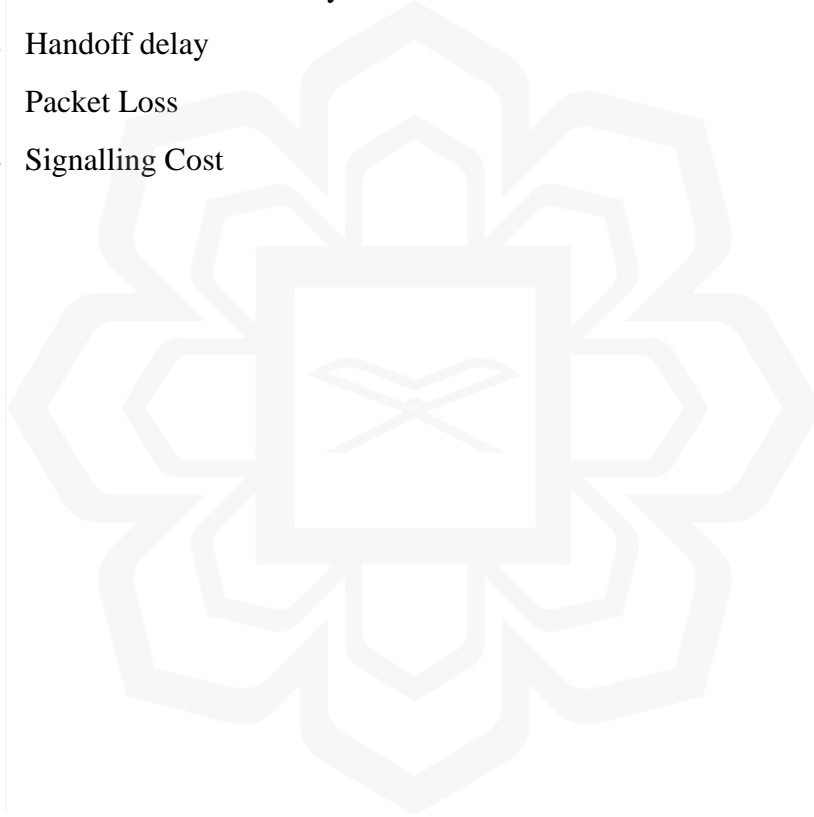
2.2.4.3 Handoff Process and Algorithms	16
2.3 Mobility Management in IP Environment	17
2.4 Mobility Management in Heterogeneous Environment	20
2.5 Mobility Models	22
2.5.1 Random Walk Model	22
2.5.2 Random Waypoint Model	22
2.5.3 Manhattan Grid (MG) Model	23
2.5.4 Sociological Interaction Mobility for Population Simulation .	24
2.5.5 Community-based mobility model	24
2.6 Mobility Management in Named Data Networking	23
2.6.1 Mobility Management Gains	26
2.6.1.1 Forwarding Scalability	26
2.6.1.2 Reliability	26
2.6.1.3 Control Overhead	27
2.6.1.4 Inter/Intra Session Mobility	27
2.6.1.5 Mobility Granularity	28
2.6.2 NDN Routing	29
2.6.2.1 Failure Handling	30
2.6.2.2 Heterogenous Applications	30
2.6.2.3 Locating an Interest	30
2.6.2.4 Managing an Interest	31
2.6.3 Open Issues in NDN an IP Network	31
2.6.3.1 Integrated Control/data Plane	31
2.6.3.2 Link proprietary	32
2.6.3.3 Heterogenous Devices	33
2.7 Producer Mobility Management Approaches	33
2.7.1 Global Routing	34
2.7.2 Rendezvous (Resolution-based)	34
2.7.3 Tracing	34
2.7.4 Anchor	34
2.7.5 Anchor-less	35
2.7.5.1 Anchor-less Producer's Mobility Support	35
2.8 Naming NDN Contents/packets	37
2.8.1 Naming Techniques	38
2.8.2 Name-Based Routing	40
2.8.2.1 Name Resolution	42
2.8.2.2 Mobility First	44
2.8.2.3 Name Resolution System Requirements	45
2.9 Routing in Named Data Networking	46
2.9.1 Forwarding	47

2.9.1.1 Pending Interest Table	49
2.9.1.2 Forwarding Information Base	49
2.9.1.3 Content Store	49
2.10 Related Work	50
2.11 Summary	68
CHAPTER THREE: PROPOSED METHODOLOGY	70
3.1 Introduction	70
3.2 Research Framework	70
3.3 Design of the Proposed Scheme	75
3.3.1 Design Considerations & Assumptions	75
3.3.2 Connectivity For Mobile Producer	77
3.3.2.1 Interest and Data Content Interchange	80
3.3.2.2 Connectivity Algorithm	83
3.3.2.3 On-demand Content During Mobile Session	85
3.3.2.4 Scenario-aware Application Protocol for Fast Registration (Connectivity)	85
3.3.3 Network Scalability for Mobile Producer	88
3.3.3.1 Content Naming	93
3.3.3.2 Prefix Synchronization with Scenario-aware Protocol	96
3.3.3.3 Interest Routing Between Mobile Producer (Consumer) to Mobile Access Gateway	98
3.4 Implementation of the Proposed Scheme	99
3.4.1 Simulation of Scenario-aware Application Protocol for Best Route Strategy	99
3.4.1.1 Network set-up	100
3.4.1.2 Number of Data Stream in Each Rendezvous for Full Scenario	102
3.4.1.3 Number of Rendezvous for Upload Scenario	103
3.4.1.4 Number of Mobile Producers for Share Scenario	104
3.4.1.5 Link Loss Probability for Push Scenario	105
3.4.2 Analytical Evaluation	109
3.4.2.1 Cell Residence Time	109
3.4.2.2 Handoff Delay	111
3.4.2.3 Packet Loss	113
3.4.2.4 Signaling Cost	114
3.4.2.5 Average Throughput	116
3.5 Parameters for Performance Evaluation	118
3.6 Summary	119

CHAPTER FOUR: RESULTS EVALUATION OF THE PROPOSED SCHEME	120
4.1 Introduction	120
4.2 Result Analysis	120
4.2.1 Assumptions and Notations	121
4.2.2 Simulation Result	126
4.2.3 Analytical Results	134
4.3 Discussion	137
4.3 Summary	139
CHAPTER FIVE: SUMMARY, CONCLUSION AND RECOMMENDATION	140
5.1 Summary	140
5.2 Conclusion	141
5.3 Recommendation	142
REFERENCES	143
APPENDIX A	150
APPENDIX B	155
APPENDIX C	165
LIST OF PUBLICATIONS	165

LIST OF TABLES

Table 2.1	Summary of Mobility Management for Location Management	20
Table 2.2	Mobility Benefits and Threats	27
Table2.3	Resources from IETF Drafts Examined page	28
Table 2.4	Summary of Research Gap	61
Table 3.1	Notation Used for Analytical Evaluation	73
Table 3.2	Handoff delay	73
Table 3.3	Packet Loss	74
Table 3.4	Signalling Cost	74



LIST OF FIGURES

Figure 1.1	Network Framework	6
Figure 2.1	Wireless Public Land Mobile Network	11
Figure 2.2	Cell Global Identification	12
Figure 2.3	Handoff process	17
Figure 2.4	Difference Between Host and Network Mobility Protocol	18
Figure 2.5	Classification of Mobility Management	18
Figure 2.6	Manhattan Mobility Model	22
Figure 2.7	Fundamental NDN Procedure	24
Figure 2.8	NDN Mobility Framework	25
Figure 2.9	Network Management (Jin, 2016)	32
Figure 2.10	Content Exchange Between Two Points	36
Figure 2.11	Names-based Routing	41
Figure 2.12	NDN Route Resolution Based on Names	43
Figure 3.1	Research Approach Diagram	71
Figure 3.2	Proposed Methodology	73
Figure 3.3	Producer Mobility Framework for Reachability	78
Figure 3.4	Interest Content Interchange	80
Figure 3.5	Data Content Interchange	81
Figure 3.6	Producer Mobility Interest Notification Update	87
Figure 3.7	Scalable Algorithm for NDN Communications	90
Figure 3.8	A Typical User Defined NDN Content Name	94

Figure 3.9	Proposed Prefix Name	95
Figure 3.10	Proposed Network Topology (NDN Approach)	100
Figure 3.11	Rendezvous Servers I	101
Figure 3.12	Pulling a Content	102
Figure 3.13	Rendezvous Servers II	103
Figure 3.14	Uploading a Content	104
Figure 3.15	Shearing a Content	105
Figure 3.16	Pushing a Content	106
Figure 3.17	Mechanism for IEEE 802.11 Wireless	117
Figure 4.1	Mobile Producer Throughput via Link_1	123
Figure 4.2	Mobile Producer Throughput via link_2	123
Figure 4.3	Round Trip Time	124
Figure 4.4	Congestion Windows	125
Figure 4.5	Inter and Intra Domain Handoff Delay	126
Figure 4.6	Average Hop count vs. speed using the Grid Topology	127
Figure 4.7	Average hop count vs. speed in the Abilene Topology	128
Figure 4.8	Signalling overhead vs. speed for the grid topology	129
Figure 4.9	Signaling overhead vs. speed in the grid scenario	129
Figure 4.10	Interest/Data packet loss for different scenarios.	131
Figure 4.11	Throughput vs. simulation time for grid topology	132
Figure 4.12	Throughput vs. simulation time in the Abilene	133
Figure 4.13	Handoff Delay Vs Distance	134
Figure 4.14	Handoff Delay Vs Link Delay	135

Figure 4.15 Packet Loss Vs Distance

136

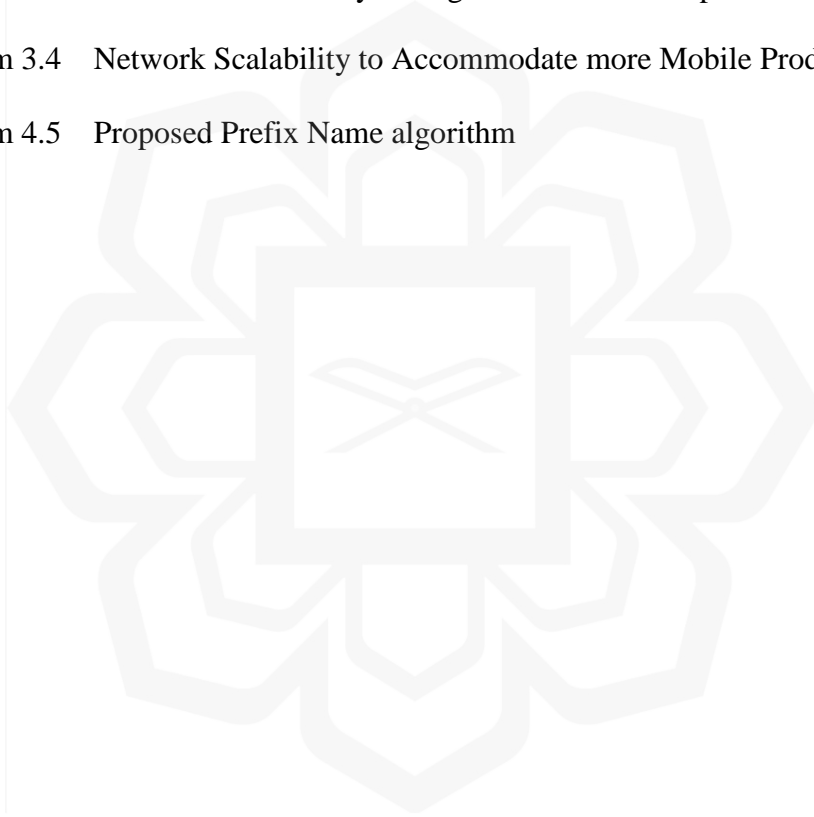
Figure 4.16 Signaling Overhead Vs Distance

137



LIST OF ALGORITHMS

Algorithm 3.1	Proposed Interest Content	83
Algorithm 3.2	Proposed Data Content	83
Algorithm 3.3	Network connectivity during and after handoff pseudocode	85
Algorithm 3.4	Network Scalability to Accommodate more Mobile Producers	93
Algorithm 4.5	Proposed Prefix Name algorithm	96



LIST OF SYMBOLS

C_r	Cell residence time
U_t	Epoch time
U_p	Pause time
U_c	Cell crossing
M_r	Mobility Rate
H_p, V_p	Horizontal & Vertical Path (numbers)
$H_l, V_l,$ dh, dv	Horizontal & Vertical length of dissection area Distance of Horizontal& Vertical road
$N_{hr, vr}$	Number of Horizontal& Vertical road
Y_{max}	Maximum Y axis
S	Mobile Producer Speed
m	Row number of producers
n	Column number of producers
R_t	Resident time (Subnet)
λ_s	Arrival rate at average session time
τ	Encapsulation cost
k	Maximum Transmission Unit
T_{HD}	Total Handoff delay
L_d	Link delay
$P_{hd}^{P Mob}$	Partial handoff delay
$P(wlf)$	Probability of wireless link failure
L_{smp}	Link of the serving mobile producer
W_{wd} and W_{wl}	Bandwidth of the wired link and wireless link
wd and wl	Wired Wireless link
$H_{mr to ar}$	Hop distance between mobile router to access router
$T_{mag2}^{P Mob}$	Time of connection of mobile access gateway MAG
$T_d^{P Mob}$	Time delay for location update
S_l	Average network session length
M_r	Mobility rate
N_{smp}	Number of Serving Mobile Producer
T_{cell}	Total cell residence time
r_c	Radius of a cell
P_s	Average NDN producer speed
$C_{r(a)}$	Cell residence time (average)
H_{ag}	New access gateway registration
L_{hi}	Length of handoff initiation
L_{hACK}	Length of handoff acknowledgement

P_{wlf}	Probability of wireless link failure
H_{smp}	Access gateway of serving mobile producer
L_{smp}	Link to the serving mobile producer
wf	Weight factor
Σ	Covariance Proportionality constant for wired and wireless link

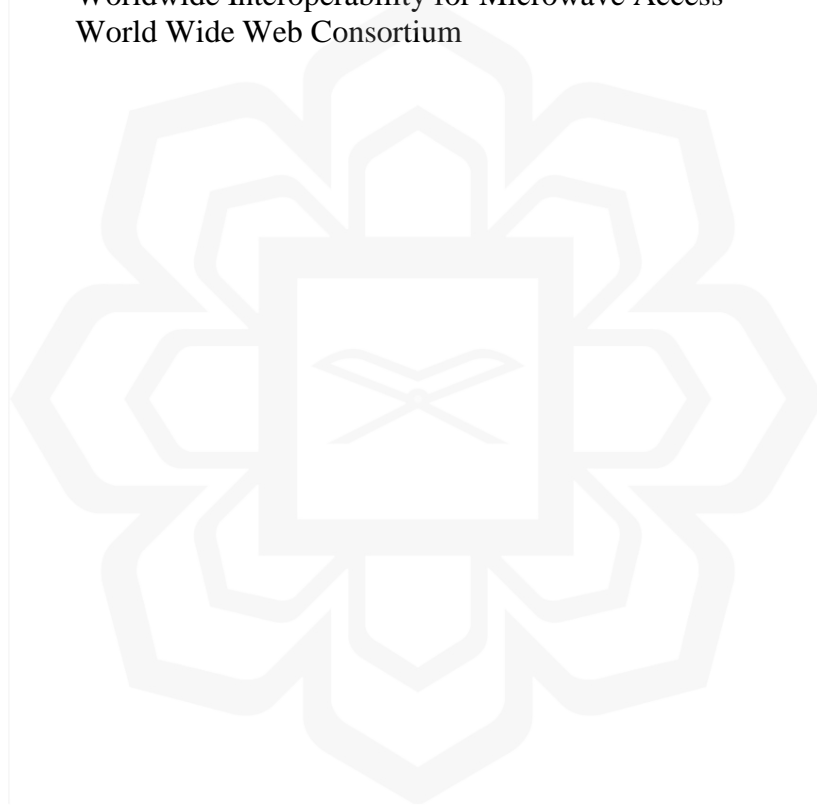


LIST OF ABBREVIATIONS

AR	Access Router
ALT	Automatic Link Transfer
AS	Autonomous System
BER	bit error rate
BLER	block error rate
BSP	Basic Support Protocol
BU	binding updates
CCN	Content Concentric Networking
CCL	Common Client Library
CGI	Cell Global Identification
CI	Cell Identification
CS	Content Store
CN	Corresponding Node
CoA	Care-of-Address
CMM	Community-Based Mobility Model
CSMA/CA	Carrier-Sense Multiple Access with Collision Avoidance
DECT	Digital Enhancements of Cordless Telephony
DMM	Distributed Mobility Management
DONA	Data-Oriented Network Architecture
DIDs	Decentralized Identifiers
eMBB	Enhanced Mobile Broadband
EBU	Early Binding Updates
ESN	Echo State Network.
FIB	Forwarding Information Base
GMM	Global Mobility Management
GNS3	Graphic Network Simulator
LMM	Local Mobility Management
HA	Home Agent
HN	Home Network
HLR	Home location register
HNP	Home Network Prefix
HI	Handover Initiation
HTTP	Hyper Text Transfer Protocol
ID	Identification
IP	Internet Protocol
IPv4	Internet Protocol Version 4
IPv6	Internet Protocol Version 6
IoT	Internet Devices
ICN	Information Concentric Networking
ISP	Internet Service Provider

LAI	Location Area Identification
LA	location Areas
LU	location update
LAC	Location Area Code
LMA	Local Mobility Anchorless-base
MA	Mobile Agent
MAC	Media Access Control
mMTC	massive Machine-type Communication
MNN	Mobile Network Node
MR	Mobile Routers
MN	Mobile Node
MSC	Mobile Switching Centre
MS	mobile station
MP	Mobile Producer
MCC	Mobile Country Code
MAHO	Mobile Assisted Handoff
MNC	Mobile Network Code
MNP	Mobile Network Prefix
MCHO	Mobile Controlled Handoff
Nack	Negative Acknowledgement
NCHO	Network Controlled Handoff
NCE	Name Component Encoding
NEMO	Network Mobility
NDN	Named Data Networking
NDO	Named Data Object
NRS	Name Resolution System
NS-3	Network Simulator version 3
ndnSIM	Named Data Networking Simulator
OSPF	Open Shortest Path First
PACS	Personal Access Communications System
PIT	Pending Interest Table
PoA	Point of Attachment
PLMN	Public Land Mobile Network
PURSUIT	Publish Subscribe Internet Technology
P2P	Point to Point
PMSS	Producer Mobility Support Service
QoS	Quality of Service
RFC	Request for Comments
RIP	Routing Internet Protocol
RSS	Radio Signal Strength
RWM	Random Waypoint Movement
RTS/CTS	Request to Send/Clear to Send
RV	Rendezvous Server
SAIL	Scalable and Adaptive Internet Solutions
SIR	signal-to-interference ratio
SMR	Serving Mobile Router

STA	State Transition Array
SUMO	Simulation of Urban Mobility
TCP/IP	Transport Control Protocol/Internet Protocol
TST	Time Slot Transfer
TVLs	Type-Length-Values
TDMA	Time Division Multi Access
UDP	User Datagram Protocol
URL	Uniform Resource Locator
URLLC	Ultra-reliable and Low-latency Communication
VLR	Visitor Location Register
VI	Virtual Interface
Wi-Fi	Wireless Fidelity
WiMAX	Worldwide Interoperability for Microwave Access
W3C	World Wide Web Consortium



CHAPTER ONE

BACKGROUND

1.1 INTRODUCTION

The present-day Internet focus on IP addresses between host to host on a communication network (Al-Adhaileh, Muchtar, & Abdullah, 2020). This means a host must identify its intended destination accurately to retrieve resources on the Internet. The Internet increasingly experiences more and more information dissemination, mobile devices and exponential increase in number of online users (Sharma & Krishna, 2019). Traffic on the Internet varies in the range of multimedia, website pages, streaming real-time videos etc. As a result, the Internet currently seems insufficient to accommodate these exponential growths.

The TCP/IP network architecture may not efficiently serve the growing number of devices in the near future. This is because of several challenges faced, like when a user is searching for a particular packet, an information has to be mapped to a host whereby the domain name system translates to an IP address (Islam S. , Hashim, Nadia, & Kamarul, 2018). This long process creates high computational delay, bandwidth wastage, etc. Another open issue the IP framework suffers is the anchored technique of its mobile router that serve a moving Internet device (Islam S., Hashim , Hassan, & Razzaque, 2019). This makes mobile devices suffer seamless connection when on-the-move. Also, lack of anchorless mobile router makes a network prone to attack as hackers can identify an actual position of a router to attack and hijack easily. IP routers are stateless in their data plane and has no characteristics for caching (storage) (Sivchenko, Xu, & Habermann, 2005).