

PREPARATION AND CHARACTERIZATION OF  
SUSTAINABLE LIGNIN FROM OIL PALM EMPTY  
FRUIT BUNCH (OPEFB) FOR POLYLACTIC ACID  
(PLA) BIOCOMPOSITE MATERIAL IN 3D PRINTING

BY

MOHAMMAD SHAHRIZAD BIN PAIRON

A thesis submitted in fulfilment of the requirement for the  
degree of Master of Science in Engineering

Kulliyyah of Engineering  
International Islamic University Malaysia

DECEMBER 2021

## ABSTRACT


3D printing is one of the additive manufacturing technologies that has widely been used in the automotive and manufacturing industry. Polylactic acid (PLA) is one of the materials used in 3D printing, made up of linear polymeric structure, that resulted in lower mechanical properties compared to other polymer materials used such as polyamide (PA), acrylonitrile butadiene styrene (ABS), and polycarbonate (PC). The reinforcement of lignin into PLA is not only capable to improve its stiffness but also provides thermal stability and antioxidant properties in PLA/lignin biocomposite. However, the interfacial adhesion between PLA and lignin had reduced the tensile strength and elongation at break of this biocomposite. Hence, this study aimed to utilize the lignin from oil palm empty fruit bunch (OPEFB) by dioxane-based extraction in PLA/lignin biocomposite. A dioxane-based extraction method is one of the solvent extraction processes capable to extract the native structure of lignin from lignocellulosic biomass. OPEFB was used as the source of lignin due to its availability in South East Asia (SEA). The lignin extraction process was optimized by using one-factor-at-time (OFAT) and response surface method (RSM) optimization. The factors that been optimized were temperature (range: 70 to 90°C), dioxane concentration (range: 90 to 97 % (v/v)), solvent/solid ratio (range: 6 to 10 ml/g), hydrochloric acid concentration (range: 0.1 to 0.5 M) and retention time (range: 40 to 140 min). The optimized factors were further used to extract lignin for PLA/lignin biocomposite. The PLA/lignin biocomposite samples were prepared with a lignin content of 0.5, 1.0, 1.5 and 2.0 wt% in filament and 3D printed form. The highest extraction yield of lignin was 10.64% by using 1,4-dioxane with 0.1M of hydrochloric acid (HCl) as an acid catalyst at 90°C and 10 ml/g of solvent/solid ratio for 140 minutes. The extracted lignin consisted of 92% of acid-insoluble lignin and 0.1% of acid-soluble lignin. The Fourier-transform infrared (FTIR) spectroscopy and scanning electron microscopy (SEM) confirmed the release of lignin with low contamination of cellulose and hemicellulose. Apart from that, lignin from OPEFB showed an additional carbonyl group in the chemical structure of lignin. Thermogravimetric analysis (TGA) showed that the extracted lignin started to degrade around 200°C. The Young's modulus had increased 27% after the reinforcement of 0.5 wt% of lignin (PLAL0.5) compared to PLA. No reduction in tensile strength and elongation at break was observed during the tensile test. Lignin also acted as a nucleation crystallization agent, which could increase the crystallinity of PLA/lignin biocomposite and provide mechanical strength. The differential scanning calorimetry (DSC) confirmed that the crystallinity of PLA/lignin biocomposite was increased only after 1 wt% of lignin reinforcement (PLAL1.0). The 3D printing that involved the melting and cooling process further improved the degree of crystallinity ( $X_c$ ) of PLAL1.0. Hence, the PLAL1.0 was selected as the best lignin content into PLA with the highest value of Young's modulus of 2.14 GPa. Also, no interlayer adhesion was observed in 3D printed PLAL1.0. The lignin from OPEFB by dioxane-based extraction successfully increase the stiffness without any reduction in the ductility of PLA for 3D printing application.

## خلاصة البحث

تعد الطباعة ثلاثية الأبعاد إحدى تقنيات التصنيع بالإضافة التي تم استخدامها على نطاق واسع في مجال التصنيع وصناعة السيارات. حمض البوليللاكتيك (PLA) هو أحد المواد المستخدمة في الطباعة ثلاثية الأبعاد، ويتكون من هيكل بوليمري خطي، مما يؤدي إلى انخفاض خصائصه الميكانيكية مقارنة بالمواد البوليمرية الأخرى المستخدمة مثل البولي أميد (PA)، وأكريلونيترييل بوتادين ستايرين (ABS)، والبولي كربونات (PC). إن تقوية (PLA) باللجنين لا تقتصر على تحسين صلابته فحسب، بل توفر أيضاً ثباتاً حرارياً وخصائص مضادة للأكسدة في المركب الحيوي (PLA/ اللجنين). ومع ذلك، فإن الالتصاق السطحي بين (PLA) واللجنين قد قلل من قوة الشد والاستطالة عند الكسر لهذا المركب الحيوي. ومن هنا، هدفت هذه الدراسة إلى استخدام اللجنين المستخلص من العناقيد الفارغة لثمار زيت النخيل (OPEFB) باستخدام الديوكسان في مركب (PLA/ اللجنين). وطريقة الاستخلاص المعتمدة على الديوكسان هي إحدى عمليات الاستخلاص بالمذيبات الفادرة على استخلاص البنية الأصلية للجنين من الكتلة الحيوية اللجنوسليلوزية. وقد استخدمت عناقيد (OPEFB) كمصدر للجنين نظراً لتوافرها في جنوب شرق آسيا. وتم تحسين عملية استخلاص اللجنين باستخدام عامل واحد في كل مرة (OFAT) وطريقة التحسين: سطح الاستجابة (RSM). وكانت العوامل التي تم تحسينها هي درجة الحرارة (النطاق: 70 إلى 90 درجة مئوية)، وتركيز الديوكسان (النطاق: 90 إلى 97% حجم/ حجم)، ونسبة المذيب/ الصلب (النطاق: 6 إلى 10 مل/ غم)، وتركيز حمض الهيدروكلوريك (النطاق: 0.1 إلى 0.5 مولار)، ووقت الاستبقاء (النطاق: 40 إلى 140 دقيقة). وقد تم استخدام العوامل المحسنة كذلك لاستخلاص اللجنين للمركب الحيوي (PLA/ اللجنين). حيث تم تحضير عينات المركب الحيوي (PLA/ اللجنين) بمحتوى من اللجنين بنسبة 0.5 و 1.0 و 1.5 و 2.0 و 3.0 وزن% على شكل خيوط مطبوعة ثلاثية الأبعاد. وقد كانت أعلى إنتاجية لاستخلاص اللجنين 10.64%، وذلك باستخدام 1، 4-ديوكسان مع 0.1 مولار من حمض الهيدروكلوريك (HCl) كمحفز حمضي عند 90 درجة مئوية و 10 مل/ غم من نسبة المذيب/ الصلب لمدة 140 دقيقة. ويتكون اللجنين المستخلص من 92% من اللجنين غير القابل للذوبان في الحمض و 0.1% من اللجنين القابل للذوبان في الحمض. وقد أكد تحليل فورييه الطيفي للأشعة تحت الحمراء (FTIR) والمسح المجهر الإلكتروني (SEM) إطلاق اللجنين مع انخفاض ثلوث السليلوز والهيميسليلوز. وبعبارة أخرى، أظهر اللجنين من (OPEFB) مجموعة كربونيل إضافية في التركيب الكيميائي للجنين. كما أظهر التحليل الحراري الوزني (TGA) أن اللجنين المستخلص بدأ في الانحلال عند حوالي 200 درجة مئوية. وزاد معامل يونج بنسبة 27% بعد التقوية بمقدار 0.5 و 1.0 و 1.5 و 2.0 و 3.0 وزن% من اللجنين مقارنة مع (PLA). ولم يلاحظ أي انخفاض في قوة الشد والاستطالة عند الكسر أثناء اختبار الشد. كما عمل اللجنين أيضاً كعامل تبلور للتقوية، حيث يمكنه أن يزيد من تبلور المركب الحيوي (PLA/ اللجنين) وينتج قوة ميكانيكية. كما أكد مسعر المسح التفاضلي (DSC) أن تبلور المركب الحيوي (PLA/ اللجنين) قد زاد فقط بعد 1 و 2 و 3 و 4 و 5 و 6 و 7 و 8 و 9 و 10 و 15 و 20 و 30 و 40 و 50 و 60 و 70 و 80 و 90 و 100 و 120 و 140 و 160 و 180 و 200 و 220 و 240 و 260 و 280 و 300 و 320 و 340 و 360 و 380 و 400 و 420 و 440 و 460 و 480 و 500 و 520 و 540 و 560 و 580 و 600 و 620 و 640 و 660 و 680 و 700 و 720 و 740 و 760 و 780 و 800 و 820 و 840 و 860 و 880 و 900 و 920 و 940 و 960 و 980 و 1000 و 1020 و 1040 و 1060 و 1080 و 1100 و 1120 و 1140 و 1160 و 1180 و 1200 و 1220 و 1240 و 1260 و 1280 و 1300 و 1320 و 1340 و 1360 و 1380 و 1400 و 1420 و 1440 و 1460 و 1480 و 1500 و 1520 و 1540 و 1560 و 1580 و 1600 و 1620 و 1640 و 1660 و 1680 و 1700 و 1720 و 1740 و 1760 و 1780 و 1800 و 1820 و 1840 و 1860 و 1880 و 1900 و 1920 و 1940 و 1960 و 1980 و 2000 و 2020 و 2040 و 2060 و 2080 و 2100 و 2120 و 2140 و 2160 و 2180 و 2200 و 2220 و 2240 و 2260 و 2280 و 2300 و 2320 و 2340 و 2360 و 2380 و 2400 و 2420 و 2440 و 2460 و 2480 و 2500 و 2520 و 2540 و 2560 و 2580 و 2600 و 2620 و 2640 و 2660 و 2680 و 2700 و 2720 و 2740 و 2760 و 2780 و 2800 و 2820 و 2840 و 2860 و 2880 و 2900 و 2920 و 2940 و 2960 و 2980 و 3000 و 3020 و 3040 و 3060 و 3080 و 3100 و 3120 و 3140 و 3160 و 3180 و 3200 و 3220 و 3240 و 3260 و 3280 و 3300 و 3320 و 3340 و 3360 و 3380 و 3400 و 3420 و 3440 و 3460 و 3480 و 3500 و 3520 و 3540 و 3560 و 3580 و 3600 و 3620 و 3640 و 3660 و 3680 و 3700 و 3720 و 3740 و 3760 و 3780 و 3800 و 3820 و 3840 و 3860 و 3880 و 3900 و 3920 و 3940 و 3960 و 3980 و 4000 و 4020 و 4040 و 4060 و 4080 و 4100 و 4120 و 4140 و 4160 و 4180 و 4200 و 4220 و 4240 و 4260 و 4280 و 4300 و 4320 و 4340 و 4360 و 4380 و 4400 و 4420 و 4440 و 4460 و 4480 و 4500 و 4520 و 4540 و 4560 و 4580 و 4600 و 4620 و 4640 و 4660 و 4680 و 4700 و 4720 و 4740 و 4760 و 4780 و 4800 و 4820 و 4840 و 4860 و 4880 و 4900 و 4920 و 4940 و 4960 و 4980 و 5000 و 5020 و 5040 و 5060 و 5080 و 5100 و 5120 و 5140 و 5160 و 5180 و 5200 و 5220 و 5240 و 5260 و 5280 و 5300 و 5320 و 5340 و 5360 و 5380 و 5400 و 5420 و 5440 و 5460 و 5480 و 5500 و 5520 و 5540 و 5560 و 5580 و 5600 و 5620 و 5640 و 5660 و 5680 و 5700 و 5720 و 5740 و 5760 و 5780 و 5800 و 5820 و 5840 و 5860 و 5880 و 5900 و 5920 و 5940 و 5960 و 5980 و 6000 و 6020 و 6040 و 6060 و 6080 و 6100 و 6120 و 6140 و 6160 و 6180 و 6200 و 6220 و 6240 و 6260 و 6280 و 6300 و 6320 و 6340 و 6360 و 6380 و 6400 و 6420 و 6440 و 6460 و 6480 و 6500 و 6520 و 6540 و 6560 و 6580 و 6600 و 6620 و 6640 و 6660 و 6680 و 6700 و 6720 و 6740 و 6760 و 6780 و 6800 و 6820 و 6840 و 6860 و 6880 و 6900 و 6920 و 6940 و 6960 و 6980 و 7000 و 7020 و 7040 و 7060 و 7080 و 7100 و 7120 و 7140 و 7160 و 7180 و 7200 و 7220 و 7240 و 7260 و 7280 و 7300 و 7320 و 7340 و 7360 و 7380 و 7400 و 7420 و 7440 و 7460 و 7480 و 7500 و 7520 و 7540 و 7560 و 7580 و 7600 و 7620 و 7640 و 7660 و 7680 و 7700 و 7720 و 7740 و 7760 و 7780 و 7800 و 7820 و 7840 و 7860 و 7880 و 7900 و 7920 و 7940 و 7960 و 7980 و 8000 و 8020 و 8040 و 8060 و 8080 و 8100 و 8120 و 8140 و 8160 و 8180 و 8200 و 8220 و 8240 و 8260 و 8280 و 8300 و 8320 و 8340 و 8360 و 8380 و 8400 و 8420 و 8440 و 8460 و 8480 و 8500 و 8520 و 8540 و 8560 و 8580 و 8600 و 8620 و 8640 و 8660 و 8680 و 8700 و 8720 و 8740 و 8760 و 8780 و 8800 و 8820 و 8840 و 8860 و 8880 و 8900 و 8920 و 8940 و 8960 و 8980 و 9000 و 9020 و 9040 و 9060 و 9080 و 9100 و 9120 و 9140 و 9160 و 9180 و 9200 و 9220 و 9240 و 9260 و 9280 و 9300 و 9320 و 9340 و 9360 و 9380 و 9400 و 9420 و 9440 و 9460 و 9480 و 9500 و 9520 و 9540 و 9560 و 9580 و 9600 و 9620 و 9640 و 9660 و 9680 و 9700 و 9720 و 9740 و 9760 و 9780 و 9800 و 9820 و 9840 و 9860 و 9880 و 9900 و 9920 و 9940 و 9960 و 9980 و 10000 و 10020 و 10040 و 10060 و 10080 و 10100 و 10120 و 10140 و 10160 و 10180 و 10200 و 10220 و 10240 و 10260 و 10280 و 10300 و 10320 و 10340 و 10360 و 10380 و 10400 و 10420 و 10440 و 10460 و 10480 و 10500 و 10520 و 10540 و 10560 و 10580 و 10600 و 10620 و 10640 و 10660 و 10680 و 10700 و 10720 و 10740 و 10760 و 10780 و 10800 و 10820 و 10840 و 10860 و 10880 و 10900 و 10920 و 10940 و 10960 و 10980 و 11000 و 11020 و 11040 و 11060 و 11080 و 11100 و 11120 و 11140 و 11160 و 11180 و 11200 و 11220 و 11240 و 11260 و 11280 و 11300 و 11320 و 11340 و 11360 و 11380 و 11400 و 11420 و 11440 و 11460 و 11480 و 11500 و 11520 و 11540 و 11560 و 11580 و 11600 و 11620 و 11640 و 11660 و 11680 و 11700 و 11720 و 11740 و 11760 و 11780 و 11800 و 11820 و 11840 و 11860 و 11880 و 11900 و 11920 و 11940 و 11960 و 11980 و 12000 و 12020 و 12040 و 12060 و 12080 و 12100 و 12120 و 12140 و 12160 و 12180 و 12200 و 12220 و 12240 و 12260 و 12280 و 12300 و 12320 و 12340 و 12360 و 12380 و 12400 و 12420 و 12440 و 12460 و 12480 و 12500 و 12520 و 12540 و 12560 و 12580 و 12600 و 12620 و 12640 و 12660 و 12680 و 12700 و 12720 و 12740 و 12760 و 12780 و 12800 و 12820 و 12840 و 12860 و 12880 و 12900 و 12920 و 12940 و 12960 و 12980 و 13000 و 13020 و 13040 و 13060 و 13080 و 13100 و 13120 و 13140 و 13160 و 13180 و 13200 و 13220 و 13240 و 13260 و 13280 و 13300 و 13320 و 13340 و 13360 و 13380 و 13400 و 13420 و 13440 و 13460 و 13480 و 13500 و 13520 و 13540 و 13560 و 13580 و 13600 و 13620 و 13640 و 13660 و 13680 و 13700 و 13720 و 13740 و 13760 و 13780 و 13800 و 13820 و 13840 و 13860 و 13880 و 13900 و 13920 و 13940 و 13960 و 13980 و 14000 و 14020 و 14040 و 14060 و 14080 و 14100 و 14120 و 14140 و 14160 و 14180 و 14200 و 14220 و 14240 و 14260 و 14280 و 14300 و 14320 و 14340 و 14360 و 14380 و 14400 و 14420 و 14440 و 14460 و 14480 و 14500 و 14520 و 14540 و 14560 و 14580 و 14600 و 14620 و 14640 و 14660 و 14680 و 14700 و 14720 و 14740 و 14760 و 14780 و 14800 و 14820 و 14840 و 14860 و 14880 و 14900 و 14920 و 14940 و 14960 و 14980 و 15000 و 15020 و 15040 و 15060 و 15080 و 15100 و 15120 و 15140 و 15160 و 15180 و 15200 و 15220 و 15240 و 15260 و 15280 و 15300 و 15320 و 15340 و 15360 و 15380 و 15400 و 15420 و 15440 و 15460 و 15480 و 15500 و 15520 و 15540 و 15560 و 15580 و 15600 و 15620 و 15640 و 15660 و 15680 و 15700 و 15720 و 15740 و 15760 و 15780 و 15800 و 15820 و 15840 و 15860 و 15880 و 15900 و 15920 و 15940 و 15960 و 15980 و 16000 و 16020 و 16040 و 16060 و 16080 و 16100 و 16120 و 16140 و 16160 و 16180 و 16200 و 16220 و 16240 و 16260 و 16280 و 16300 و 16320 و 16340 و 16360 و 16380 و 16400 و 16420 و 16440 و 16460 و 16480 و 16500 و 16520 و 16540 و 16560 و 16580 و 16600 و 16620 و 16640 و 16660 و 16680 و 16700 و 16720 و 16740 و 16760 و 16780 و 16800 و 16820 و 16840 و 16860 و 16880 و 16900 و 16920 و 16940 و 16960 و 16980 و 17000 و 17020 و 17040 و 17060 و 17080 و 17100 و 17120 و 17140 و 17160 و 17180 و 17200 و 17220 و 17240 و 17260 و 17280 و 17300 و 17320 و 17340 و 17360 و 17380 و 17400 و 17420 و 17440 و 17460 و 17480 و 17500 و 17520 و 17540 و 17560 و 17580 و 17600 و 17620 و 17640 و 17660 و 17680 و 17700 و 17720 و 17740 و 17760 و 17780 و 17800 و 17820 و 17840 و 17860 و 17880 و 17900 و 17920 و 17940 و 17960 و 17980 و 18000 و 18020 و 18040 و 18060 و 18080 و 18100 و 18120 و 18140 و 18160 و 18180 و 18200 و 18220 و 18240 و 18260 و 18280 و 18300 و 18320 و 18340 و 18360 و 18380 و 18400 و 18420 و 18440 و 18460 و 18480 و 18500 و 18520 و 18540 و 18560 و 18580 و 18600 و 18620 و 18640 و 18660 و 18680 و 18700 و 18720 و 18740 و 18760 و 18780 و 18800 و 18820 و 18840 و 18860 و 18880 و 18900 و 18920 و 18940 و 18960 و 18980 و 19000 و 19020 و 19040 و 19060 و 19080 و 19100 و 19120 و 19140 و 19160 و 19180 و 19200 و 19220 و 19240 و 19260 و 19280 و 19300 و 19320 و 19340 و 19360 و 19380 و 19400 و 19420 و 19440 و 19460 و 19480 و 19500 و 19520 و 19540 و 19560 و 19580 و 19600 و 19620 و 19640 و 19660 و 19680 و 19700 و 19720 و 19740 و 19760 و 19780 و 19800 و 19820 و 19840 و 19860 و 19880 و 19900 و 19920 و 19940 و 19960 و 19980 و 20000 و 20020 و 20040 و 20060 و 20080 و 20100 و 20120 و 20140 و 20160 و 20180 و 20200 و 20220 و 20240 و 20260 و 20280 و 20300 و 20320 و 20340 و 20360 و 20380 و 20400 و 20420 و 20440 و 20460 و 20480 و 20500 و 20520 و 20540 و 20560 و 20580 و 20600 و 20620 و 20640 و 20660 و 20680 و 20700 و 20720 و 20740 و 20760 و 20780 و 20800 و 20820 و 20840 و 20860 و 20880 و 20900 و 20920 و 20940 و 20960 و 20980 و 21000 و 21020 و 21040 و 21060 و 21080 و 21100 و 21120 و 21140 و 21160 و 21180 و 21200 و 21220 و 21240 و 21260 و 21280 و 21300 و 21320 و 21340 و 21360 و 21380 و 21400 و 21420 و 21440 و 21460 و 21480 و 21500 و 21520 و 21540 و 21560 و 21580 و 21600 و 21620 و 21640 و 21660 و 21680 و 21700 و 21720 و 21740 و 21760 و 21780 و 21800 و 21820 و 21840 و 21860 و 21880 و 21900 و 21920 و 21940 و 21960 و 21980 و 22000 و 22020 و 22040 و 22060 و 22080 و 22100 و 22120 و 22140 و 22160 و 22180 و 22200 و 22220 و 22240 و 22260 و 22280 و 22300 و 22320 و 22340 و 22360 و 22380 و 22400 و 22420 و 22440 و 22460 و 22480 و 22500 و 22520 و 22540 و 22560 و 22580 و 22600 و 22620 و 22640 و 22660 و 22680 و 22700 و 22720 و 22740 و 22760 و 22780 و 22800 و 22820 و 22840 و 22860 و 22880 و 22900 و 22920 و 22940 و 22960 و 22980 و 23000 و 23020 و 23040 و 23060 و 23080 و 23100 و 23120 و 23140 و 23160 و 23180 و 23200 و 23220 و 23240 و 23260 و 23280 و 23300 و 23320 و 23340 و 23360 و 23380 و 23400 و 23420 و 23440 و 23460 و 23480 و 23500 و 23520 و 23540 و 23560 و 23580 و 23600 و 23620 و 23640 و 23660 و 23680 و 23700 و 23720 و 23740 و 23760 و 23780 و 23800 و 23820 و 23840 و 23860 و 23880 و 23900 و 23920 و 23940 و 23960 و 23980 و 24000 و 24020 و 24040 و 24060 و 24080 و 24100 و 24120 و 24140 و 24160 و 24180 و 24200 و 24220 و 24240 و 24260 و 24280 و 24300 و 24320 و 24340 و 24360 و 24380 و 24400 و 24420 و 24440 و 24460 و 24480 و 24500 و 24520 و 24540 و 24560 و 24580 و 24600 و 24620 و 24640 و 24660 و 24680 و 24700 و 24720 و 24740 و 24760 و 24780 و 24800 و 24820 و 24840 و 24860 و 24880 و 24900 و 24920 و 24940 و 24960 و 24980 و 25000 و 25020 و 25040 و 25060 و 25080 و 25100 و 25120 و 25140 و 25160 و 25180 و 25200 و 25220 و 25240 و 25260 و 25280 و 25300 و 25320 و 25340 و 25360 و 25380 و 25400 و 25420 و 25440 و 25460 و 25480 و 25500 و 25520 و 25540 و 25560 و 25580 و 25600 و 25620 و 25640 و 25660 و 25680 و 25700 و 25720 و 25740 و 25760 و 25780 و 25800 و 25820 و 25840 و 25860 و 25880 و 25900 و 25920 و 25940 و 25960 و 25980 و 26000 و 26020 و 26040 و 26060 و 26080 و 26100 و 26120 و 26140 و 26160 و 26180 و 26200 و 26220 و 26240 و 26260 و 26280 و 26300 و 26320 و 26340 و 26360 و 26380 و 26400 و 26420 و 26440 و 26460 و 26480 و 26500 و 26520 و 26540 و 26560 و 26580 و 26600 و 26620 و 26640 و 26660 و 26680 و 26700 و 26720 و 26740 و 26760 و 26780 و 26800 و 26820 و 26840 و 26860 و 26880 و 26900 و 26920 و 26940 و 26960 و 26980 و 27000 و 27020 و 27040 و 27060 و 27080 و 27100 و 27120 و 27140 و 27160 و 27180 و 27200 و 27220 و 27240 و 27260 و 27280 و 27300 و 27320 و 27340 و 27360 و 27380 و 27400 و 27420 و 27440 و 27460 و 27480 و 27500 و 27520 و 27540 و 27560 و 27580 و 27600 و 27620 و 27640 و 27660 و 27680 و 27700 و 27720 و 27740 و 27760 و 27780 و 27800 و 27820 و 27840 و 27860 و 27880 و 27900 و 27920 و 27940 و 27960 و 27980 و 28000 و 28020 و 28040 و 28060 و 28080 و 28100 و 28120 و 28140 و 28160 و 28180 و 28200 و 28220 و 28240 و 28260 و 28280 و 28300 و 28320 و 28340 و 28360 و 28380 و 28400 و 28420 و 28440 و 28460 و 28480 و 28500 و 28520 و 28540 و 28560 و 28580 و 28600 و 28620 و 28640 و 28660 و 28680 و 28700 و 28720 و 28740 و 28760 و 28780 و 28800 و 28820 و 28840 و 28860 و 28880 و 28900 و 28920 و 28940 و 28960 و 28980 و 29000 و 29020 و 29040 و 29060 و 29080 و 29100 و 29120 و 29140 و 29160 و 29180 و 29200 و 29220 و 29240 و 29260 و 29280 و 29300 و 29320 و 29340 و 29360 و 29380 و 29400 و 29420 و 29440 و 29460 و 29480 و 29500 و 29520 و 29540 و 29560 و 29580 و 29600 و 29620 و 29640 و 29660 و 29680 و 29700 و 29720 و 29740 و 29760 و 29780 و 29800 و 29820 و 29840 و 29860 و 29880 و 29900 و 29920 و 29940 و 29960 و 29980 و 30000 و 30020 و 30040 و 30060 و 30080 و 30100 و 30120 و 30140 و 30160 و 30180 و 30200 و 30220 و 30240 و 30260 و 30280 و 30300 و 30320 و 30340 و 30360 و 30380 و 30400 و 30420 و 30440 و 30460 و 30480 و 30500 و 30520 و 30540 و 30560 و 30580 و 30600 و 30620 و 30640 و 30660 و 30680 و 30700 و 30720 و 30740 و 30760 و 30780 و 30800 و 30820 و 30840 و 30860 و 30880 و 30900 و 30920 و 30940 و 30960 و 30980 و 31000 و 31020 و 31040 و 31060 و 31080 و 31100 و 31120 و 31140 و 31160 و 31180 و 31200 و 31220 و 31240 و 31260 و 31280 و 31300 و 31320 و 31340 و 31360 و 31380 و 31400 و 31420 و 31440 و 31460 و 31480 و 31500 و 31520 و 31540 و 31560 و 31580 و 31600 و 31620 و 31640 و 31660 و 31680 و 31700 و 31720 و 31740 و 31760 و 31780 و 31800 و 31820 و 31840 و 31860 و 31880 و 31900 و 31920 و 31940 و 31960 و 31980 و 32000 و 32020 و 32040 و 32060 و 32080 و 32100 و 32120 و 32140 و 32160 و 32180 و 32200 و 32220 و 32240 و 32260 و 32280 و 32300 و 32320 و 32340 و 32360 و 32380 و 32400 و 32420 و 32440 و 32460 و 32480 و 32500 و 32520 و 32540 و 32560 و 32580 و 32600 و 32620 و 32640 و 32660 و 32680 و 32700 و 32720 و 32740 و 32760 و 32780 و 32800 و 32820 و 32840 و 32860 و 32880 و 32900 و 32920 و 32940 و 32960 و 32980 و 33000 و 33020 و 33040 و 33060 و 33080 و 33100 و 33120 و 33140 و 33160 و 33180 و 33200 و 33220 و 33240 و 33260 و 33280 و 33300 و 33320 و 33340 و 33360 و 33380 و 33400 و 33420 و 33440 و 33460 و 33480 و 33500 و 33520 و 33540 و 33560 و 33580 و 33600 و 33620 و 33640 و 33660 و 33680 و 33700 و 33720 و 33740 و 33760 و 33780 و 33800 و 33820 و 33840 و 33860 و 33880 و 33900 و 33920

## APPROVAL PAGE

I certify that I have supervised and read this study and that in my opinion, it conforms to acceptable standards of scholarly presentation and is fully adequate, in scope and quality, as a thesis for the degree of Master of Science in Engineering

.....  
  
Fathilah Binti Ali  
Supervisor

.....  
Hazleen Binti Anuar  
Co-Supervisor

.....  
Farah Binti Ahmad  
Co-Supervisor

I certify that I have read this study and that in my opinion it conforms to acceptable standards of scholarly presentation and is fully adequate, in scope and quality, as a thesis for the degree of Master of Science in Engineering

.....  
Azlin Suhaida Azmi  
Internal Examiner

.....  
Mat Uzir Wahit  
External Examiner

This thesis was submitted to the Department of Biotechnology Engineering and is accepted as a fulfilment of the requirement for the degree of Master of Science in Engineering

.....  
Mohammed Saedi Jami  
Head, Department of  
Biotechnology Engineering

This thesis was submitted to the Kulliyyah of Engineering and is accepted as a fulfilment of the requirement for the degree of Master of Science in Engineering


.....  
Sany Izan Ihsan  
Dean, Kulliyyah of Engineering

## DECLARATION

I hereby declare that this thesis is the result of my own investigations, except where otherwise stated. I also declare that it has not been previously or concurrently submitted as a whole for any other degrees at IIUM or other institutions.

Mohammad Shahrizad bin Pairon

Signature .......... Date .....09/12/2021.....



**INTERNATIONAL ISLAMIC UNIVERSITY MALAYSIA**

**DECLARATION OF COPYRIGHT AND AFFIRMATION OF  
FAIR USE OF UNPUBLISHED RESEARCH**

**PREPARATION AND CHARACTERIZATION OF LIGNIN  
FROM OIL PALM EMPTY FRUIT BUNCH (OPEFB) FOR  
POLYLACTIC ACID (PLA) BIOCOMPOSITE MATERIAL IN  
ADDITIVE MANUFACTURING**

I declare that the copyright holders of this thesis are jointly owned by the student  
and IIUM.

Copyright © 2021 Mohammad Shahrizad bin Pairon and International Islamic University Malaysia.  
All rights reserved.

No part of this unpublished research may be reproduced, stored in a retrieval system,  
or transmitted, in any form or by any means, electronic, mechanical, photocopying,  
recording, or otherwise without prior written permission of the copyright holder  
except as provided below

1. Any material contained in or derived from this unpublished research  
may be used by others in their writing with due acknowledgement.
2. IIUM or its library will have the right to make and transmit copies (print  
or electronic) for institutional and academic purposes.
3. The IIUM library will have the right to make, store in a retrieved system  
and supply copies of this unpublished research if requested by other  
universities and research libraries.

By signing this form, I acknowledged that I have read and understand the IIUM  
Intellectual Property Right and Commercialization policy.

Affirmed by Mohammad Shahrizad bin Pairon

  
.....  
Signature

.....09/12/2021.....  
Date

## ACKNOWLEDGEMENTS

*In the name of Allah, the Most Gracious and Most Merciful.*

Firstly, praise Allah SWT who grant me excellent health, compassion, strength, and knowledge in making the experiment study seem possible.

I would like to express my special thanks of gratitude to my supervisor Assoc. Prof. Dr. Fathilah Ali and co-supervisors Prof. Ts. Dr. Hazleen Anuar, Dr. Farah Ahmad, and Assoc. Prof. Dr. Joghwan Suhr for giving me this opportunity and encouraging me to finish my master study by sharing their expertise and experience with great supervision. Also, I am grateful to the staff and lab technician for guiding me in the equipment handling, material usage, and lab protocol during my research. Also, the authors would like to thank Kulliyyah of Engineering, International Islamic University Malaysia (IIUM), and the Asian Office of Aerospace Research and Development (AOARD) grant through collaborative research with Sungkyunkwan University (SP120-009-0009) for the financial supports.

Other than that, it is my utmost pleasure to dedicate this work to my dear parents and my family, who granted me the gift of their unwavering belief in my ability to accomplish this goal, thank you for your support and patience. Lastly, sincerely thank to my colleagues, Amirah, Izzati, Akmal, and Mizan for their generous help throughout this entire process.

# TABLE OF CONTENTS

Abstract .....	ii
Abstract in Arabic .....	iii
Approval Page.....	iv
Declaration .....	v
Copyright Page.....	vi
Acknowledgements .....	vii
Table of Contents .....	viii
List of Tables .....	xi
List of Figures .....	xii
List of Abbreviations .....	xv
List of Symbols .....	xvii
<b>CHAPTER 1: INTRODUCTION.....</b>	<b>1</b>
1.1 Background of Study .....	1
1.2 Problem Statement.....	3
1.3 Importance of Study .....	4
1.4 Research Objectives .....	5
1.5 Scope of Study.....	6
1.6 Thesis Organization.....	7
<b>CHAPTER 2: LITERATURE REVIEW.....</b>	<b>9</b>
2.1 Material for Additive manufacturing.....	9
2.1.1 Polymeric Material.....	9
2.1.2 PLA/Lignin Biocomposite .....	10
2.1.3 Characterization .....	12
2.1.3.1 Mechanical Strength .....	12
2.1.3.2 Morphology Analysis .....	14
2.1.3.3 Thermal Analysis.....	14
2.2 Lignin.....	16
2.3 Oil Palm Empty Fruit Bunch (OPEFB).....	18
2.4 Solvent Extraction Process .....	19
2.4.1 Alkaline Solvent.....	20
2.4.2 Deep Eutectic Solvent (DES).....	22
2.4.3 Organic Solvent.....	25
2.4.4 Summary and Method Selection .....	29
2.5 Optimization of Dioxane-based Lignin Extraction.....	31
2.6 Characterization.....	32
2.6.1 Structural Analysis .....	33
2.6.2 Thermal Analysis .....	35
2.6.3 Morphology Analysis.....	36
2.7 Chapter Summary .....	38
<b>CHAPTER 3: METHODOLOGY.....</b>	<b>40</b>
3.1 Flow Chart of Methodology .....	40
3.2 Materials .....	41

3.3 Methods .....	41
3.3.1 Pre-treatment .....	41
3.3.2 Extraction of Lignin .....	41
3.4 Statistical Design .....	42
3.4.1 One-Factor-At-a-Time (OFAT) .....	43
3.4.2 Response Surface Methods (RSM) .....	43
3.4.3 Optimization Summary .....	45
3.5 Analysis .....	45
3.5.1 Characterization of OPEFB Fiber and Lignin Powder .....	46
3.5.1.1 Determination of Lignin .....	46
3.5.1.2 Surface Morphology Analysis .....	47
3.5.1.3 Spectroscopy Analysis .....	47
3.5.1.4 Thermal Analysis .....	47
3.5.2 Characterization of PLA/Lignin Biocomposite .....	48
3.5.2.1 Preparation of PLA/Lignin Biocomposite .....	48
3.5.2.2 PLA/lignin Biocomposite filament extrusion .....	48
3.5.2.3 3D Printed PLA/Lignin Biocomposite .....	49
3.5.2.4 Tensile Test .....	49
3.5.2.5 Morphology Analysis .....	50
3.5.2.6 Thermal/Crystallization Analysis .....	50
3.6 Chapter Summary .....	51
<b>CHAPTER 4: RESULT AND DISCUSSION.....</b>	<b>52</b>
4.1 Introduction.....	52
4.2 Optimization of Lignin Extraction.....	52
4.2.1 One-Factor-At-a-Time (OFAT) .....	52
4.2.1.1 Phase 1 of OFAT Optimization (OFAT1) .....	53
4.2.1.2 Phase 2 of OFAT Optimization (OFAT2) .....	54
4.2.2 Response Surface Method (RSM).....	55
4.2.2.1 Regression Analysis .....	56
4.2.2.2 Prediction vs Actual.....	57
4.2.2.3 Factors-Response Relation .....	58
4.2.2.4 Model Validation Analysis .....	60
4.3 OPEFB Fiber and Lignin Powder Analysis.....	61
4.3.1 Determination of Lignin.....	61
4.3.2 Morphology Analysis.....	62
4.3.2.1 SEM Micrograph of OPEFB Fiber .....	62
4.3.2.2 SEM Micrograph of Lignin Powder .....	64
4.3.3 Spectroscopy Analysis .....	66
4.3.3.1 FTIR Spectra of OPEFB Fiber .....	66
4.3.3.2 FTIR Spectra of Lignin Powder .....	69
4.3.4 Thermogravimetric Analysis.....	71
4.4 Characterization of PLA/Lignin Biocomposite Material in 3D Printing .....	73
4.4.1 PLA/Lignin Biocomposite Filament.....	73
4.4.1.1 Tensile Properties of Filament Samples .....	73
4.4.1.2 Spectroscopy Analysis of PLA/Lignin Biocomposite Filament .....	77

4.4.1.3 Thermal Analysis and Crystallization of Filament Samples .....	78
4.4.1.4 Morphology Analysis of Filament Samples .....	83
4.4.2 3D Printed PLA/Lignin Biocomposite.....	85
4.4.2.1 Tensile Properties of 3D Printed Samples .....	85
4.4.2.2 Thermal Analysis and Crystallization of 3D Printed Samples .....	88
4.4.2.3 Morphology Analysis of 3D Printed Samples .....	90
<b>CHAPTER 5: CONCLUSION AND RECOMMENDATION .....</b>	<b>92</b>
5.1 Conclusion .....	92
5.2 Recommendation .....	93
<b>REFERENCES.....</b>	<b>94</b>
<b>APPENDIX A: PEROXIDE TEST STRIP.....</b>	<b>105</b>
<b>APPENDIX B: INDIVIDUAL FACTORS OF RSM OPTIMIZATION.....</b>	<b>106</b>
<b>APPENDIX C: UV-VIS SPECTROSCOPY OF 72% SULFURIC ACID DISSOLVED LIGNIN SOLUTION .....</b>	<b>107</b>
<b>APPENDIX D: X-RAY DIFFRACTION (XRD) OF EXTRACTED LIGNIN WITHOUT/WITH PRE-TREATMENT .....</b>	<b>108</b>
<b>APPENDIX E: GEL PERMEATION CHROMATOGRAPHY (GPC) OF THE EXTRACTED LIGNIN.....</b>	<b>109</b>
<b>APPENDIX F: 3D PRINTED PLA/LIGNIN BIOCOMPOSITE AT 215°C NOZZLE TEMPERATURE.....</b>	<b>110</b>
<b>APPENDIX G: DIMENSION AND WEIGHT ACCURACY OF 3D PRINTED PLA/PLA1.0.....</b>	<b>111</b>
<b>LIST OF PUBLICATIONS .....</b>	<b>112</b>

## LIST OF TABLES

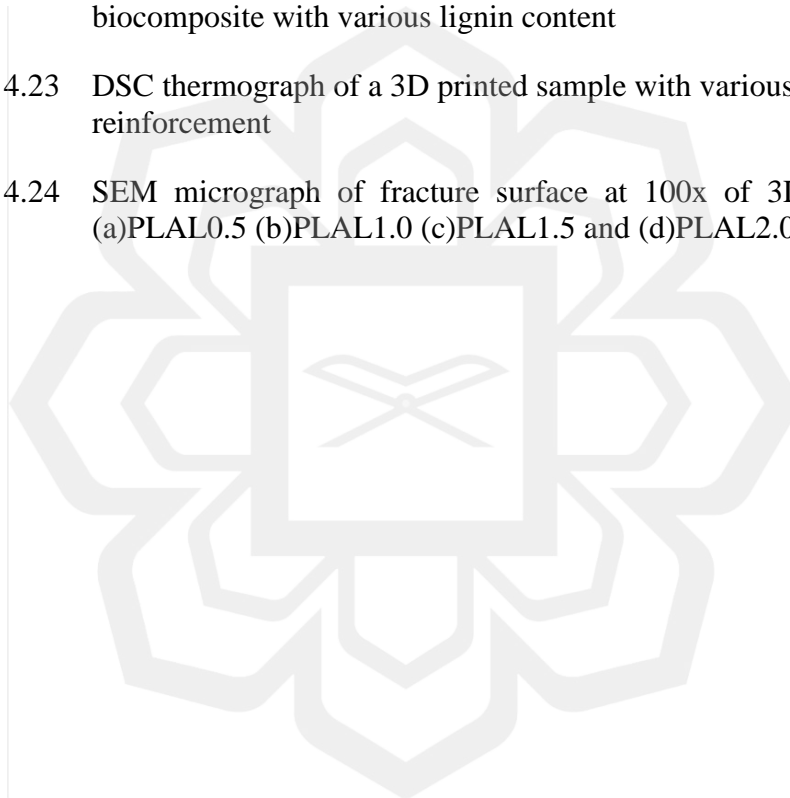
Table 2.1	Previous studies on polymeric composite additive materials	10
Table 2.2	PLA biocomposite material with lignocellulose for 3D printing	11
Table 2.3	Tensile test for PLA and PLA/lignin composite (Gkartzou et al., 2017)	13
Table 2.4	Lignin extraction technique of OPEFB by alkaline treatment	22
Table 2.5	Lignin extraction technique of OPEFB by DES treatment	24
Table 2.6	Lignin extraction technique of OPEFB by organosolv treatment	26
Table 2.7	Summary of a solvent extraction method for the extraction of lignin from OPEFB	30
Table 2.8	Selecting the parameters for optimization study	31
Table 2.9	Analysis method toward the extracted lignin from OPEFB	33
Table 2.10	Research gap identification for lignin extraction using organosolv treatment	41
Table 3.1	Level limits for factors in optimization that were undertaken in this project	43
Table 3.2	Number of run with running parameters for the RSM optimization process	44
Table 4.1	Extraction yield of lignin from RSM optimization	56
Table 4.2	ANOVA analysis of factors of the extraction yield	57
Table 4.3	The coefficient of determination ( $R^2$ ) of the model	57
Table 4.4	Prediction and actual value of the response with a standard deviation	58
Table 4.5	Validation table of the optimization model	61
Table 4.6	Assignment of FTIR spectra of lignin structure	70
Table 4.7	DSC data of filament sample with various lignin reinforcement	80
Table 4.8	Comparison data of DSC analysis in filament and 3D printed samples with various lignin reinforcement	90

## LIST OF FIGURES

Figure 2.1	Stress (MPa) vs Strain (%) graph of PLA/lignin composites (Tanase-Opedal et al., 2019)	13
Figure 2.2	SEM micrograph (x50 magnification) of PLA/lignin composites (Tanase-Opedal et al., 2019)	14
Figure 2.3	TG thermograph of PLA/lignin composite with (a)5 wt%, (b)10 wt% and (c)15 wt% lignin loading (Mimini et al., 2019)	15
Figure 2.4	(a)DSC thermograph of PLA, lignin and PLA/lignin composite, (b)Expanded view of DSC thermograph (60-76°C) (Domínguez-Robles et al., 2019)	16
Figure 2.5	Lignin structure in lignocellulosic biomass with cross-link (Chio et al., 2019)	17
Figure 2.6	Lignin monomer (a) H-unit, (b) G-unit and (c) S-unit (Chio et al., 2019)	17
Figure 2.7	Depolymerization of ether bond by alkaline treatment	21
Figure 2.8	$\alpha$ -alkoxylation of lignin through $\alpha$ -O-4 linkage	25
Figure 2.9	$\beta$ -O-4 linkage cleavage with a metal catalyst	27
Figure 2.10	FT-IR spectra of the extracted lignin from alkaline treatment methods (Tang et al., 2019)	34
Figure 2.11	(a)TG and (b)DTG thermograph of Klaxon lignin (KL)and organosolv lignin (AEL) (Faris et al., 2017)	36
Figure 2.12	The micrograph of OPEFB structure fiber (a) before and (b) after the alkaline treatment (Hassan & Badri, 2014)	37
Figure 2.13	The micrograph of lignin extracted by (a) deionized water, (b) acidified water, (c) methanol, and (d) commercial lignin, (Pasma et al., 2019)	37
Figure 3.1	Flow chart of the experiment	40
Figure 3.2	Lignin extraction process	42

Figure 3.3	Optimization process flow chart	45
Figure 3.4	Biorefinery Test Method L2:2016 for determination of lignin	46
Figure 3.5	Filabot EX6 filament extruder	48
Figure 3.6	Creality Ender 3 Pro 3D printer	49
Figure 4.1	The effect of temperature on the extraction yield of lignin	53
Figure 4.2	The effect of 1,4-dioxane concentration on the extraction yield of lignin	55
Figure 4.3	The effect of solvent/solid ratio ( $X1$ ) and HCl concentration ( $X2$ ) toward the extraction yield of lignin	59
Figure 4.4	The effect of solvent/solid ( $X1$ ) and retention time ( $X3$ ) ratio toward the extraction yield of lignin	60
Figure 4.5	SEM micrograph of (a)OPEFB before the treatment, (b)after cold distilled water pre-treatment, (c)after cold ethanol:benzene pre-treatment and (d) after extraction	63
Figure 4.6	SEM micrograph of (a) extracted lignin (b) the largest particle size and (c) smallest particle size	65
Figure 4.7	FTIR spectra of OPEFB fiber throughout the lignin extraction process	68
Figure 4.8	FTIR spectra of extracted lignin powder and purified lignin powder	70
Figure 4.9	TGA and DTG thermograph of the purified extracted lignin	72
Figure 4.10	Young's modulus of PLA and PLA/lignin biocomposite filament with various lignin content	74
Figure 4.11	Ultimate strength of PLA and PLA/lignin biocomposite filament with various lignin content	74
Figure 4.12	Elongation at break of PLA and PLA/lignin biocomposite filament with various lignin content	75
Figure 4.13	Covalent bonding between PLA and lignin in biocomposite	76
Figure 4.14	Hydrogen bonding between PLA and lignin in biocomposite	77
Figure 4.15	FTIR spectrum of PLA/lignin biocomposite filament	78
Figure 4.16	DSC thermograph of filament sample with various lignin reinforcement	80

Figure 4.17	(a) TG and (b) DTG analysis of PLA, PLAL0.5, and PLAL1.0	82
Figure 4.18	SEM micrograph of fracture surface at 500x of (a)PLAL0.5 (b)PLAL1.0 (c)PLAL1.5 and (d)PLAL2.0 filament	83
Figure 4.19	SEM micrograph of fracture surface at 1500x of (a)PLAL0.5 (b)PLAL1.0 (c)PLAL1.5 and (d)PLAL2.0 filament	84
Figure 4.20	Young's modulus of 3D printed PLA and PLA/lignin biocomposite with various lignin content	87
Figure 4.21	Ultimate strength of 3D printed PLA and PLA/lignin biocomposite with various lignin content	87
Figure 4.22	Elongation at break of 3D printed PLA and PLA/lignin biocomposite with various lignin content	88
Figure 4.23	DSC thermograph of a 3D printed sample with various lignin reinforcement	89
Figure 4.24	SEM micrograph of fracture surface at 100x of 3D printed (a)PLAL0.5 (b)PLAL1.0 (c)PLAL1.5 and (d)PLAL2.0	91



## LIST OF ABBREVIATIONS

2-MTHF	2-methyl tetrahydrofuran
3D	3 dimensional
ABS	Acrylonitrile butadiene styrene
AEL	Alkaline extracted lignin
ANOVA	Analysis of variance
ASTM	American Society for Testing Material
BDE	Bond dissociation energy
CPO	Crude palm oil
CPOPC	Council of Palm Oil Producing Countries
DES	Deep eutectic solvent
DPPH	2,2-diphenyl-1-picrylhydrazyl
DSC	Differential scanning calorimetry
DTG	Derivative thermogravimetric
EDS	Electron diffraction spectroscopy
FESEM	Field emission scanning electron microscopy
FTIR	Fourier-transform infrared
HBA	Hydrogen bond acceptor
HBD	Hydrogen bond donor
HTSt	High temperature short time
KL	Klaxon lignin
L	Linear term
MWL	Milled wood lignin
OFAT	One-factor-at-a-time
OPEFB	Oil palm empty fruit bunch

OPFFB	Oil palm fresh fruit bunch
PA	Polyamide
PC	Polycarbonate
PLA	Polylactic acid
PVA	Polyvinyl alcohol
Q	Quadratic term
RSM	Response surface method
RSPO	Roundtable on Sustainable Palm Oil
SEM	Scanning electron microscopy
TG	Thermogravimetric
TGA	Thermogravimetric analysis
USA	United States of America
UTM	Universal testing machine
UV	Ultraviolet

## LIST OF SYMBOLS

°C	degree Celsius
% (v/v)	percentage volume per volume
C	Carbon
Cl	Chlorine
H	Hydrogen
H <sub>2</sub> S	Hydrogen Sulfide
HCl	Hydrochloric acid
K <sub>2</sub> O	Potassium oxide
M	Molarity
N	Nitrogen
NaOH	Sodium hydroxide
NaHS	Sodium hydrosulfide
NH <sub>3</sub>	Ammonia
O	Oxygen
OH	Hydroxyl
P <sub>2</sub> O <sub>5</sub>	Phosphorus pentoxide
Ru/TiO <sub>2</sub>	Ruthenium/Titanium dioxide
SiO <sub>2</sub>	Silica bodies (silicon dioxide)
T <sub>g</sub>	Glass transition temperature
T <sub>m</sub>	Melting temperature
T <sub>c</sub>	Crystallization temperature
wt%	Weight percentage
X <sub>c</sub>	Degree of crystallization

# CHAPTER ONE

## INTRODUCTION

### 1.1 BACKGROUND OF STUDY

3D printing gains huge interest as an additive manufacturing technology in recent years. 3D printing is a creation of a physical object, designed by a graphical construction of computer-aid design and built with successive addition of material (Shahrubudin et al., 2019). First developed by Charles W. Hull in 1986 with the name of stereolithography, now 3D printing is also used in medical applications (Maroulakos et al., 2019). Among the medical applications that use 3D printing are bone reconstruction, rehabilitation, and regeneration (Maroulakos et al., 2019). In the manufacturing industry, 3D printing outputs are used as prototypes before proceeding with real production (Attaran, 2017). Low-melting-point polymers such as polylactic acid (PLA), polyamide (PA), acrylonitrile butadiene styrene (ABS), and polycarbonate (PC) are used as materials in 3D printing. Among them, PLA has been used widely as it is a toxic-free chemical and it does not cause any irritation on human sensitive skin (Z. Liu et al., 2019). The biodegradability of PLA also has been taken into consideration in material selection due to environmental preservation (Z. Liu et al., 2019).

However, the mechanical strength of the PLA could become a limitation compared to other polymeric materials in 3D printing (Z. Liu et al., 2019). This was due to the simple linear molecular structure of PLA, meanwhile, ABS, PA, and PC contain aromatic and branched graph structures (Z. Liu et al., 2019). Hence, composite studies with the reinforcement of potential filler have been performed to overcome this limitation. PLA biocomposite has been studied for years to increase the selectivity of

using biodegradable PLA in 3D printing (Ishii et al., 2018; Matsuzaki et al., 2016; Palmero et al., 2018). The potential use of lignin from the lignocellulose as a filler in the composites can increase the mechanical strength of PLA (Zhang et al., 2019). This is because lignin has an aromatic structure to support the linear structure of the PLA and improve the stiffness in the PLA/lignin biocomposite material (Bajpai, 2018; Z. Liu et al., 2019). Not only that, the reinforcement of lignin into PLA also could provide thermal stability and antioxidant properties in the PLA/lignin biocomposite (Domínguez-Robles et al., 2019; Mimini et al., 2019). Also, lignin is the second most abundant renewable polymer that could be obtained from biomass and agricultural waste (Yearla & Padmasree, 2015).

In the previous studies, several methods have been developed to extract the lignocellulose from the biomass. Among the solvent extraction methods used were alkaline treatment, deep eutectic solvent (DES) treatment, and organosolv treatment (Tian et al., 2017). It is important to take note that, the different types of lignin extraction processes could provide a different structure of lignin for its potential usage (Tang et al., 2020). Oil palm empty fruit bunch (OPEFB) is one of the available lignin sources in South East Asia (SEA) that could be used in the extraction of lignin (Hamzah et al., 2019). OPEFB waste is made of dry matter such as cellulose, hemicellulose, and lignin. Maryana et al. (2019) stated that OPEFB contains 15.36% lignin, 20.27% hemicellulose, 42.56% cellulose, and 21.10% water-soluble compound. The complex matrix of lignocellulose in plant function as a support for plant structure and as a defense mechanism from pathogens (Cragg et al., 2015). With high lignocellulose content, the handling of OPEFB waste must be managed properly. Improper handling of OPEFB could lead to anaerobic digestion and the release of toxic gases toward the surrounding

area (Muna et al., 2019). In conjunction with that, the complex lignocellulose structure from OPEFB is favorable for re-use as filler in composite material and various other applications. The use of OPEFB in lignin extraction process also one of the sustainable methods to reduce the agricultural waste produced.

## **1.2 PROBLEM STATEMENT**

Although the reinforcement of lignin into the PLA could provide a wide advantage, poor interfacial adhesion between the lignin and PLA had limited the mechanical strength of this biocomposite (Hong et al., 2021). Even with the increment of Young's modulus, the elongation at break and tensile strength were reduced after the reinforcement of lignin into PLA (Gkartzou et al., 2017). The hydroxyl content in the chemical structure of lignin is the factor in the poor interaction between the PLA and lignin (Hong et al., 2021; Obielodan et al., 2019). Different types of extraction processes could provide different yields and structures of lignin that would cater toward its various applications (Tang et al., 2020). Another approach was used in this study, where 1,4-dioxane had been used as an extraction solvent in the lignin extraction process from OPEFB. The extraction using 1,4-dioxane could extract the native structure of lignin from lignocellulosic biomass with low carbohydrate contamination (Lu et al., 2017; Saha et al., 2019). With low contamination of cellulose and hemicellulose, dioxane-based extraction could reduce hydroxyl content in lignin. However, the extraction method using dioxane has not been reported on OPEFB as a raw material for the extraction of lignin. Hence, an optimization process was needed to extract the highest yield of lignin from OPEFB by using 1,4-dioxane, followed by the characterization of lignin.

Apart from that, high lignin content was not in favor of a better mechanical strength of PLA/lignin biocomposite. The higher the lignin content, the Young's modulus of PLA/lignin biocomposite begins to drop (Gkartzou et al., 2017). The lignin content below 5 wt% was recommended to provide a better Young's modulus of this biocomposite material (Obielodan et al., 2019). In conjunction with that, the reinforcement of lignin lower than 5 wt% was used in this study for the PLA/lignin biocomposite. Also, the tensile test for PLA/lignin biocomposite was prepared in filament and 3D printed form. Surface morphology and thermal/crystallization analysis also could provide a better understanding of the interaction of lignin and PLA in PLA/lignin biocomposite.

### **1.3 IMPORTANCE OF STUDY**

In the current study, PLA/lignin biocomposite for 3D printing was done on different types of lignin (Mimini et al., 2019). Among the problem encountered was the reduction in ultimate strength and elongation at break due to the poor surface adhesion between PLA and lignin (Hong et al., 2021). Hong et al. (2021) stated that lignin-reinforced biocomposite is still a challenge in the production of polymer filaments. Theoretically, lignin is hydrophobic and could blend well with other hydrophobic materials such as PLA (Patel & Parsania, 2018). In conjunction with that, the selection of the lignin extraction method is crucial since it affects the structure of the extracted lignin. 1,4-dioxane could extract the lignin without any major modification on the microstructure of lignin during the extraction process (Lu et al., 2017). The reinforcement of lignin from OPEFB extracted by 1,4-dioxane into PLA for 3D printing at low lignin content was a novelty of this study, which could potentially promote the use of non-toxic biomaterial for 3D printing.

As the extraction process could affect the properties of the extracted lignin, most studies tried to find the best method of the lignin extraction process. From the selection of the most suitable extraction solvents, the extraction of lignin has evolved to a two-stage treatment to achieve the optimum extraction process (Lu et al., 2017). Apart from the extraction process, the types of lignocellulosic biomass could also affect the quality of the lignin. The extraction of lignin in various types of lignocellulosic biomass has been conducted in many studies (Karmanov et al., 2020; Li et al., 2017; Zhang et al., 2020). In Malaysia, OPEFB is one of the lignocellulosic biomasses frequently been used as a source for lignin extraction. This is due to the availability of OPEFB in Malaysia as the second-largest contributor in CPO production. Lignin from OPEFB also had been extracted with various types of solvents, such as alkaline soda and ethanol organosolv (Tian et al., 2017). This study had utilized another organic solvent, 1,4-dioxane in the extraction of lignin from OPEFB with HCl as an acid catalyst.

#### **1.4 RESEARCH OBJECTIVES**

The objectives of this study are as follow:

1. To optimize the lignin extraction process from OPEFB using 1,4-dioxane as extraction solvent to gain a high extraction yield.
2. To analyze the extracted lignin by morphology, spectroscopy, and thermogravimetric analysis.
3. To study the effect of lignin from dioxane-based extraction in PLA/lignin biocomposite as a filament and 3D printed sample with the lignin content of 0.5, 1.0, 1.5, and 2.0 *wt%*.

## 1.5 SCOPE OF STUDY

This study focused on optimization of the lignin extraction process by using 1,4-dioxane from OPEFB to gain a high yield of lignin for the preparation of PLA/lignin biocomposite material in 3D printing.

### i. Lignin extraction

The process utilized 1,4-dioxane as an extraction solvent in extracting lignin from OPEFB. The optimization technique had been done which included several factors such as temperature (range: 70 to 90°C), the concentration of dioxane (range: 90 to 97 % (v/v)), the concentration of HCl (range: 0.1 to 0.5 M), retention time (range: 40 to 140 min) and solvent/solid ratio (range: 6 to 10 ml/g). The factor level for optimization was taken from the previous treatment with a different kind of lignocellulosic biomass. The optimization techniques used were one-factor-at-a-time (OFAT) and response surface method (RSM) toward the response, extraction yield (%).

### ii. Characterization

The properties of the extracted lignin were characterized for its morphology, spectroscopy, and thermogravimetric analysis. Morphology analysis on scanning electron microscopy (SEM) of extracted lignin was performed. Spectroscopy analysis was undertaken to determine the functional group present in the extracted lignin by using Fourier-transform infrared (FTIR) spectroscopy. The thermogravimetric analysis (TGA) observed the degradation behavior of the extracted lignin with increasing temperature.

### iii. PLA/lignin biocomposite

The extracted lignin was reinforced into the PLA in the preparation of PLA/lignin biocomposite material. The samples were prepared in filament and 3D printed form

with various lignin content at 0.5, 1.0, 1.5, and 2.0 *wt%*. The universal testing machine (UTM) was utilized to measure the tensile properties. The fracture surface was observed by scanning electron microscopy (SEM) for morphology analysis. The PLA/lignin biocomposite proceeded for thermal analysis. Thermogravimetric analysis (TGA) observed the degradation behavior of PLA/lignin biocomposite filament with increasing temperature. Differential scanning calorimetry (DSC) showed the glass transition ( $T_g$ ), crystallization ( $T_c$ ), and melting temperature ( $T_m$ ) of PLA/lignin biocomposite.

## **1.6 THESIS ORGANIZATION**

This thesis was completed with five chapters. Chapter One was a brief explanation of the background of the study which was related to 3D printing in additive manufacturing. The benefits of use and limitation of PLA as a polymeric material in 3D printing also have been discussed briefly. This chapter also explained the potential use of lignin within OPEFB as a filler for biocomposite material in 3D printing. Problems statements, objectives, scope, and importance of study were stated clearly in this chapter.

In Chapter Two, the beneficial use of lignin compared to other lignocellulose components for the PLA biocomposite study had been explained. Also, the current problem regarding PLA/lignin biocomposite had been discussed. The structure of lignin linkage in lignocellulose and its monomer was well illustrated in this chapter. Apart from that, the availability of OPEFB in Malaysia and its neighboring countries was explained thoroughly. The literature review on the different lignin extraction methods and the outcomes from the previous study was discussed with its extraction mechanism.

The materials and apparatus used during the research were specified in Chapter Three. The experimental procedure was described in detail on the preliminary treatment